



# Nishat Mills Limited

---

CORPORATE BRIEFING SESSION

22 NOVEMBER 2021

# Contents

---

- Group Profile
- Company Profile
- Financial Review
- Future Outlook

# Nishat Group

---



# Nishat Group



- One of the largest and leading business house in Pakistan
- Presence in Textile, Agriculture and Dairy, Real Estate, Hospitality and Hotels, Energy, Banking, Insurance, Paper Products, Aviation, automobile and Cement
- Seven Companies are listed on Pakistan Stock Exchange
- Assets over Rupees 2,489 billion (USD 14 Billion)
- Provides direct employment to more than 46,000 persons
- Has played an important role in the industrial development of Pakistan

# Company Profile



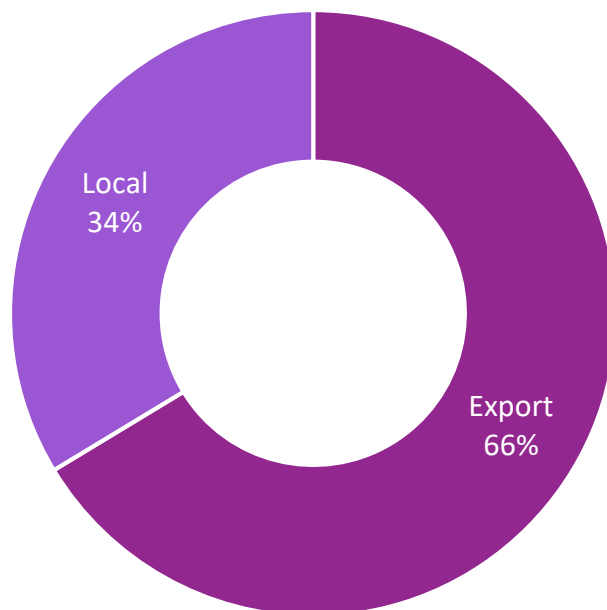
# Introduction

---

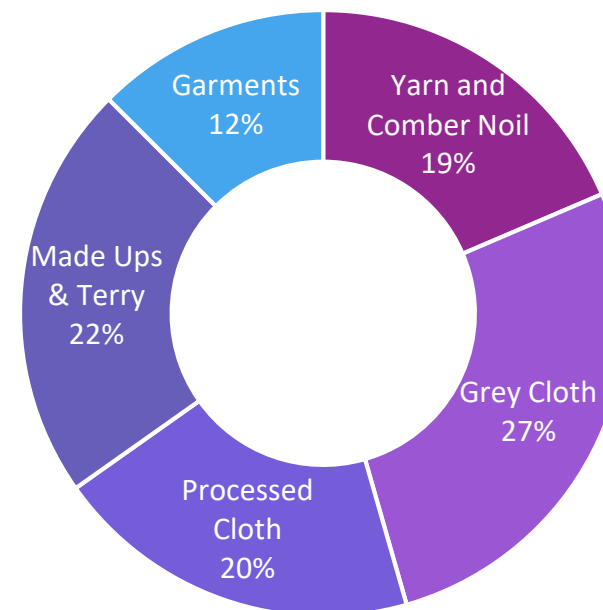
- Commenced its business as a partnership firm in 1951
- Incorporated as a private limited company in 1959
- Listed on Karachi Stock Exchange on 27 November, 1961
- Largest vertically integrated mill in Pakistan
- Production facilities of spinning, weaving, processing, stitching, towel and power generation
- 34 manufacturing units located at Faisalabad, Sheikhupura, Ferozewatwan and Lahore
- Established its own power generation facilities at all plant locations
- Provides employment to around 20,600 individuals

# Market and products

Sales breakup – market wise



Sales breakup – product wise



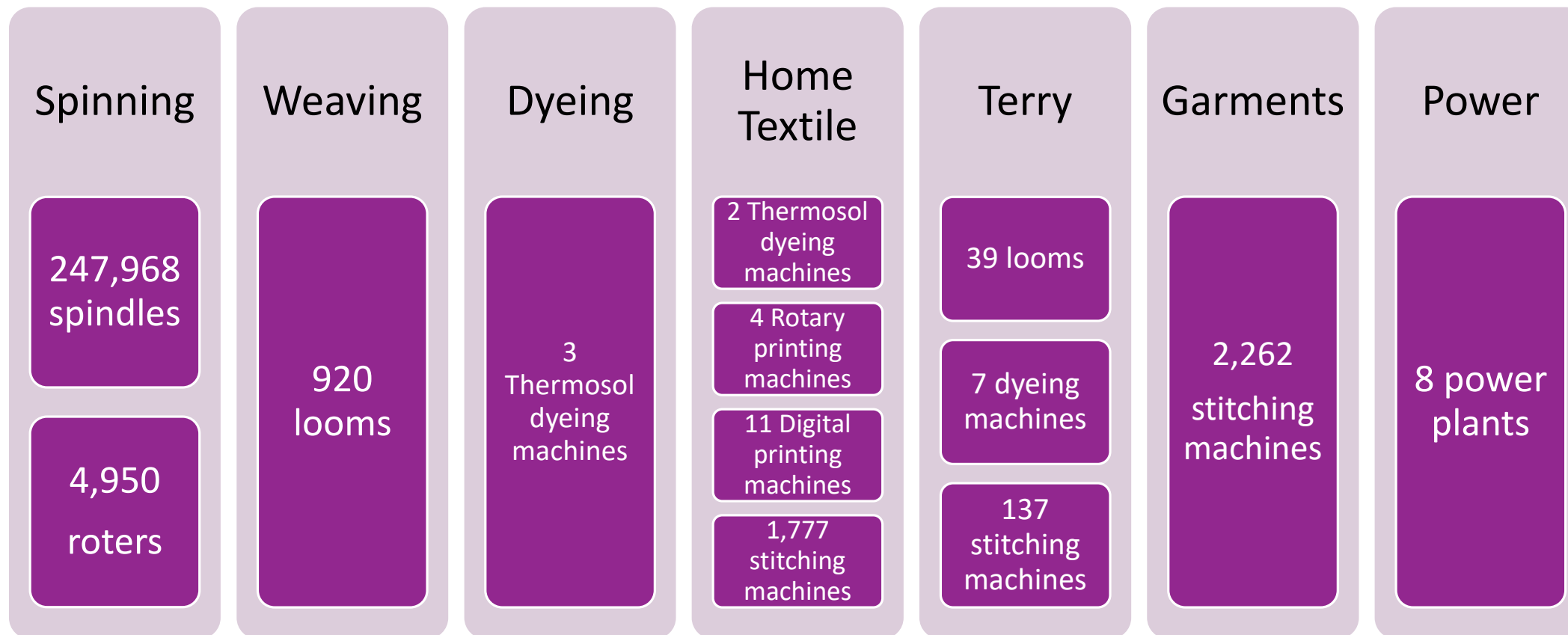
**54% value added products**

# Business Segments

Spinning	Weaving	Dyeing	Home Textile	Terry	Garments	Power
<ul style="list-style-type: none"><li>• Production capacity of 91 million kgs of yarn per annum. Capacity utilization 88%.</li></ul>	<ul style="list-style-type: none"><li>• Production capacity of 309 million square meters of fabric per annum. Capacity utilization 96%.</li></ul>	<ul style="list-style-type: none"><li>• Dyeing capacity of 56 million meters of fabric per annum. Capacity utilization 59%.</li></ul>	<ul style="list-style-type: none"><li>• Processing capacity of 60 million meters of fabric per annum. Capacity utilization 83%.</li></ul>	<ul style="list-style-type: none"><li>• Production capacity of 3,000 tons towel per annum.</li></ul>	<ul style="list-style-type: none"><li>• Production capacity of 12 million garments per annum. Capacity utilization 71%.</li></ul>	<ul style="list-style-type: none"><li>• Generation and distribution of power using gas, furnace oil, diesel, steam, solar and coal.</li><li>• Built-in power generation capacity of 136 MW. Capacity utilization 39%.</li></ul>



# Business Segments

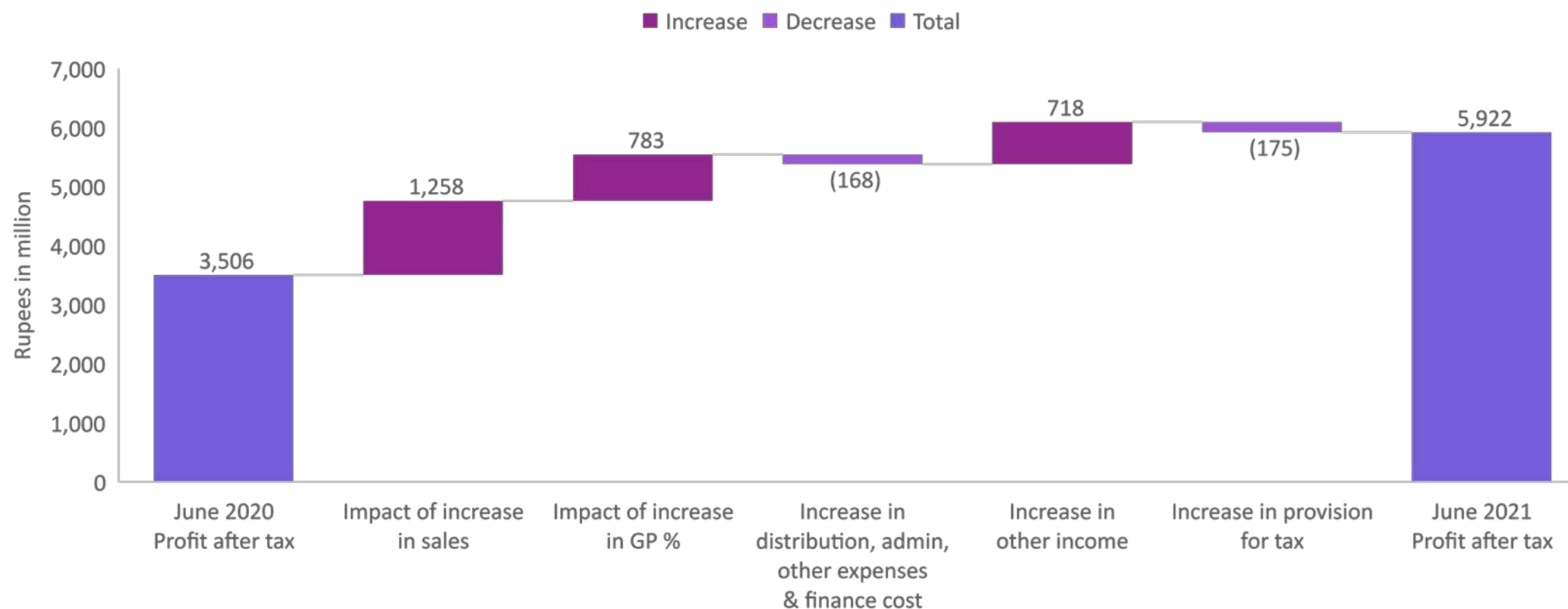


# Financial Review

---

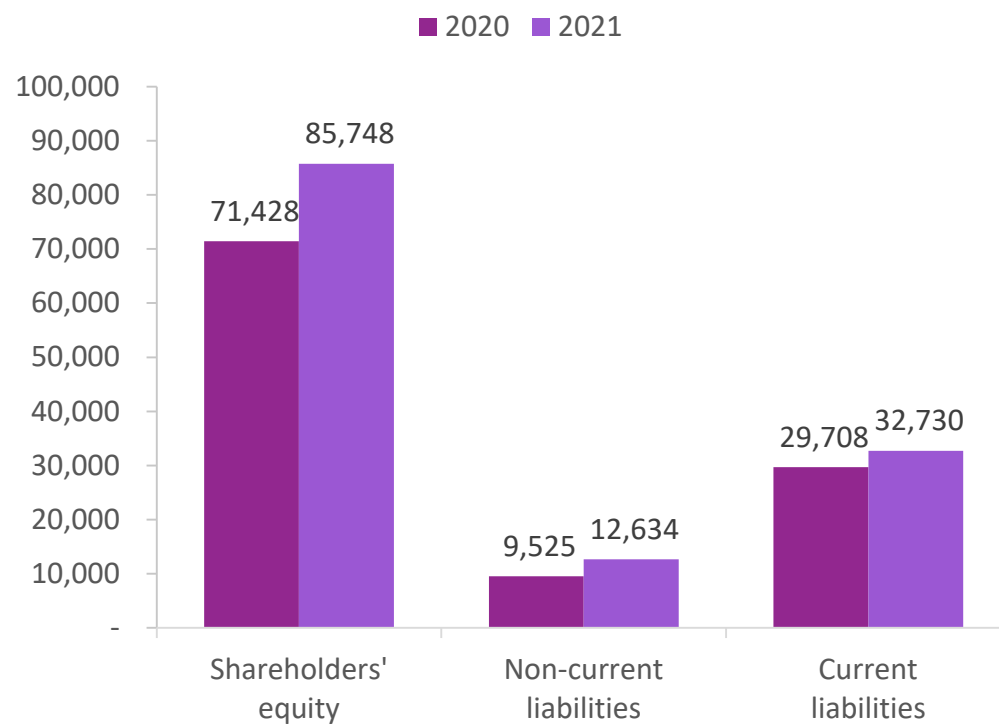


# Variance analysis of profitability

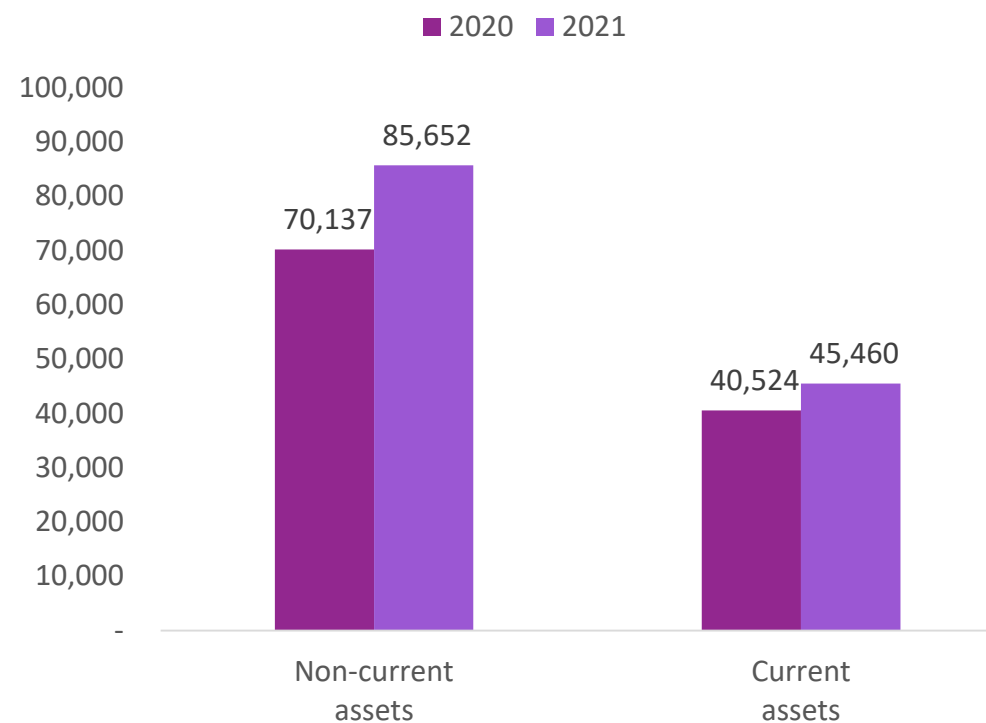


# Balance Sheet

Equity and liabilities (Rupees in million)



Assets (Rupees in million)

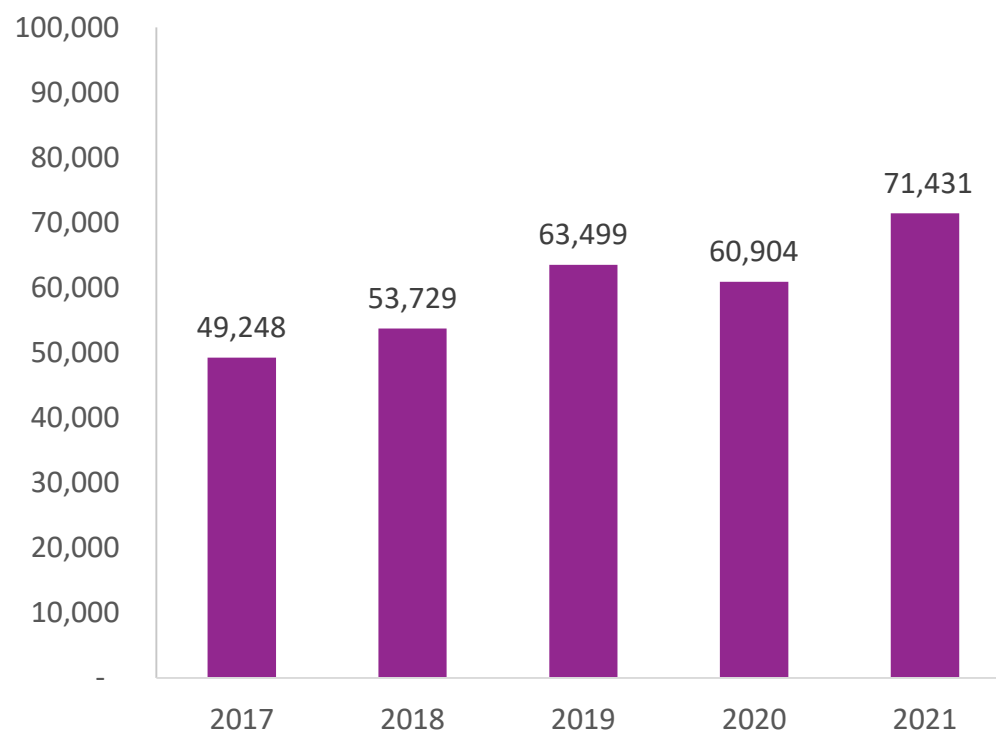


# Investment Portfolio

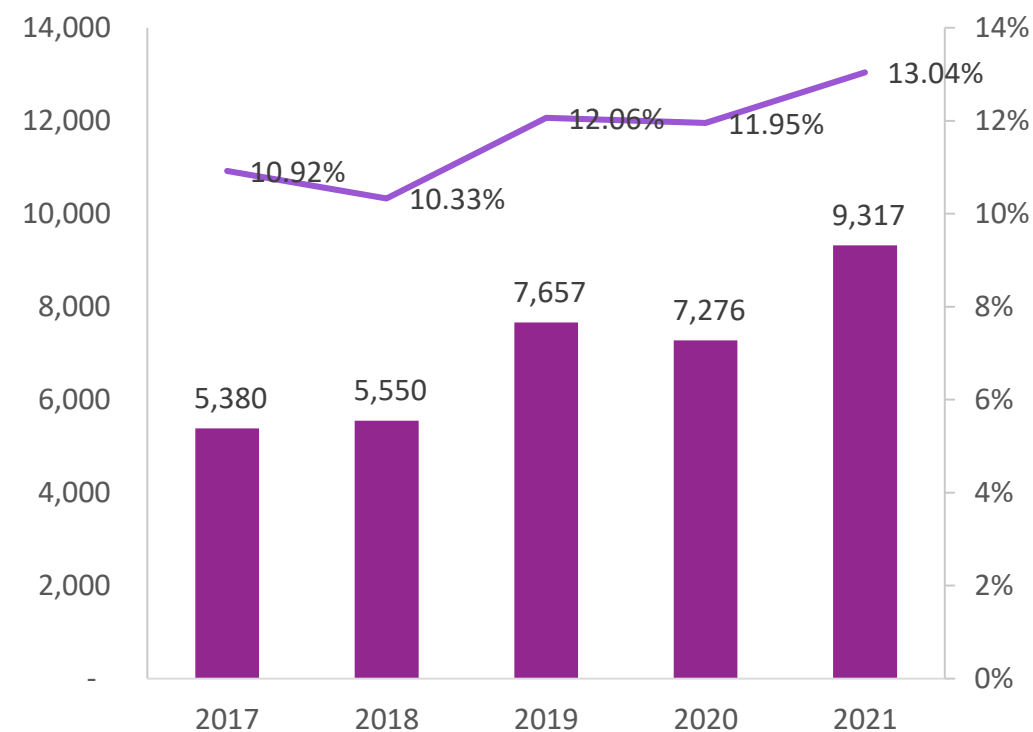
Sr.	Company	Relationship	Holding Percentage	No. of shares held on 30 June 2021	Market / fair value on 30 June 2021	Cost as on 30 June 2021
					..... Rupees in thousand .....	
1	Nishat Power Limited	Subsidiary	51.01	180,632,955	1,806,329	1,806,329
2	Nishat Linen Trading LLC	Subsidiary	100	10,000	259,403	259,403
3	Nishat Linen (Private) Limited	Subsidiary	100	1,067,913	261,603	261,603
4	Nishat USA Incorporation	Subsidiary	100	200	3,547	3,547
5	Nishat Hospitality (Private) Limited	Subsidiary	100	169,999,901	1,699,999	1,699,999
6	Nishat International FZE	Subsidiary	100	18	501,112	501,112
7	Nishat Commodities (Private) limited	Subsidiary	100	1,000	10	10
8	Hyundai Nishat Motor (Private) Limited	Associated	12	113,847,600	4,374,025	1,138,476
9	DG Khan Cement Company Limited	Associated	31.4	137,574,201	16,222,750	3,418,145
10	Nishat Paper Products Company Limited	Associated	25	11,634,199	491,661	106,802
11	Lalpir Power Limited	Associated	28.8	109,393,555	1,953,769	1,640,306
12	Pakgen Power Limited	Associated	27.55	102,524,728	2,528,260	1,272,194
13	Nishat Dairy (Private) Limited	Associated	12.24	60,000,000	437,400	496,200
14	Nishat Hotels and Properties Limited	Associated	6.08	74,022,917	1,460,472	740,229
15	Nishat Sutas Dairy Limited	Associated	34.46	16,630,000	166,300	166,300
16	Adamjee Insurance Company Limited	Related Co.	0.03	102,809	4,263	2,116
17	MCB Bank Limited	Related Co.	7.43	88,015,291	14,067,484	10,208,262
18	Nishat (Chunian) Limited	Related Co.	13.61	32,689,338	1,643,947	378,955
19	Security General Insurance Company Limited	Related Co.	15.02	10,226,244	673,603	11,188
20	Pakistan Petroleum Limited	Investee	0.02	599,998	52,098	64,409
21	Alhamra Islamic Stock Fund	Investee	-	1,121,410	12,661	3,135
	<b>Total investments</b>				<b>48,620,695</b>	<b>24,178,720</b>

# Financial Highlights

Revenue (Rupees in million)

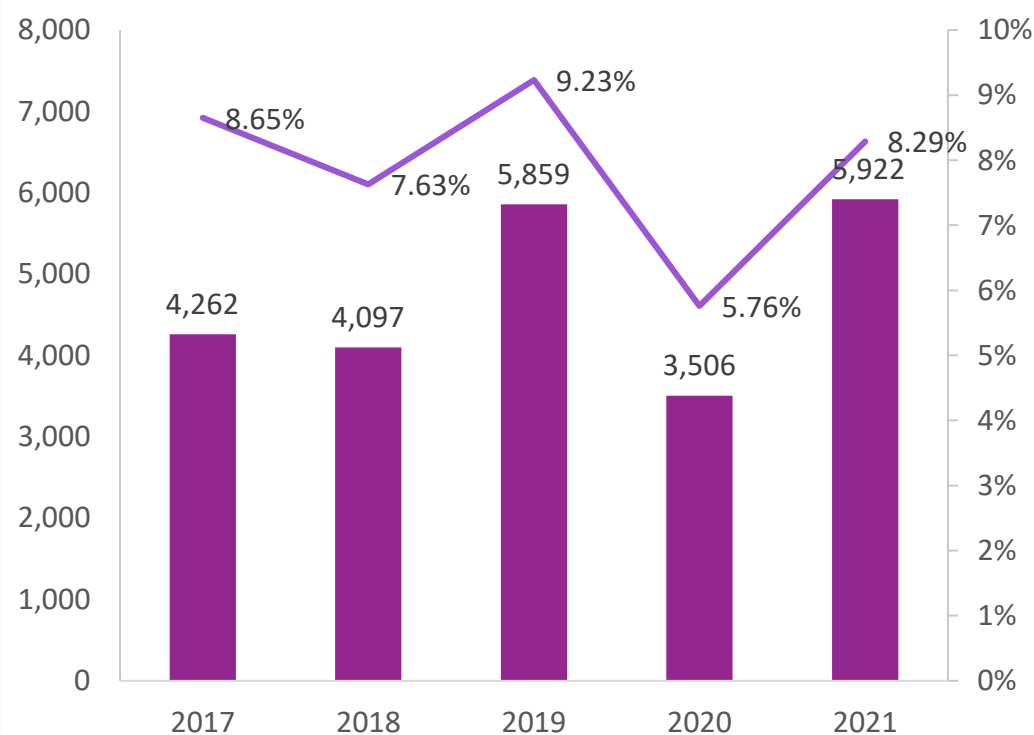


Gross profit (Rupees in million)

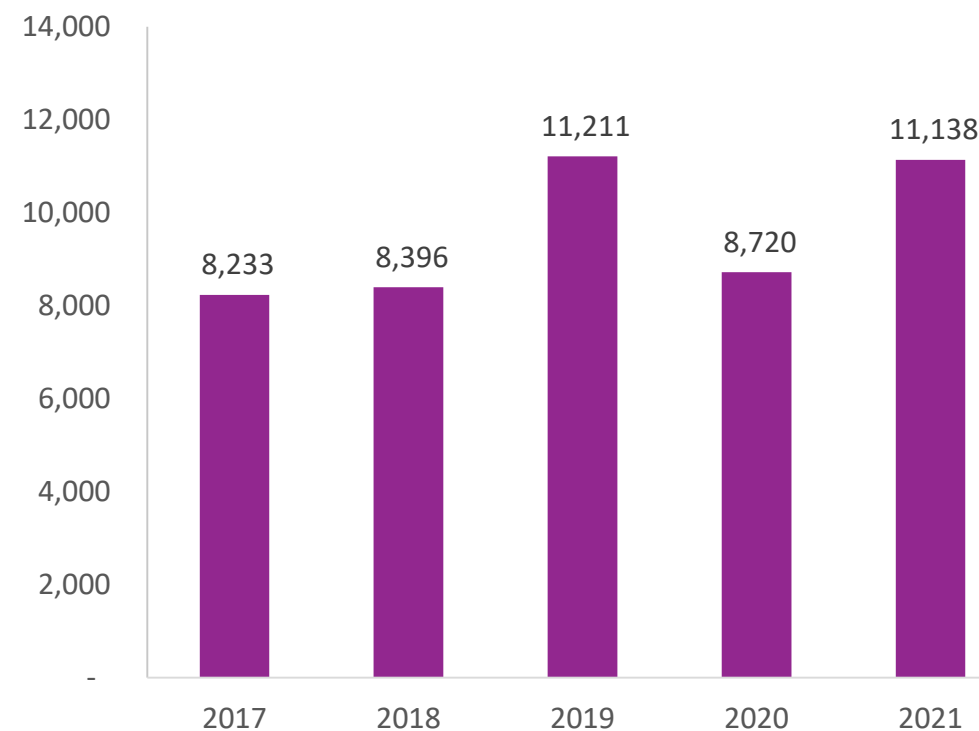


# Financial Highlights

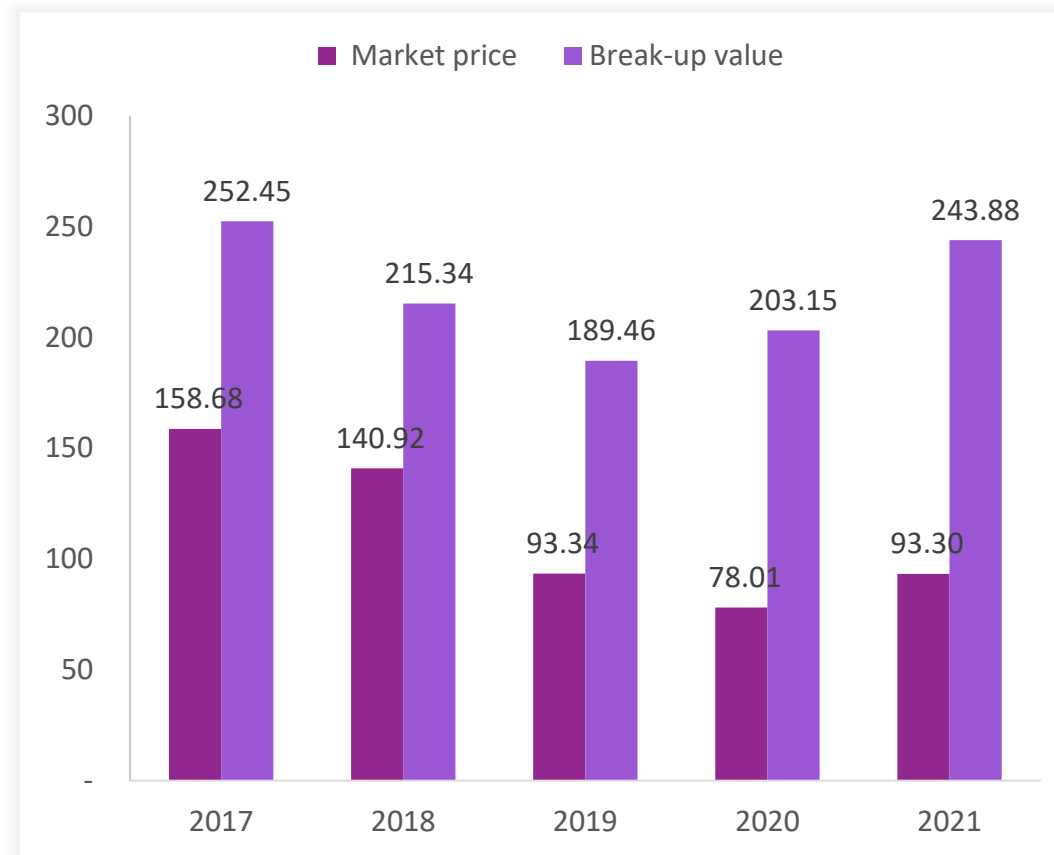
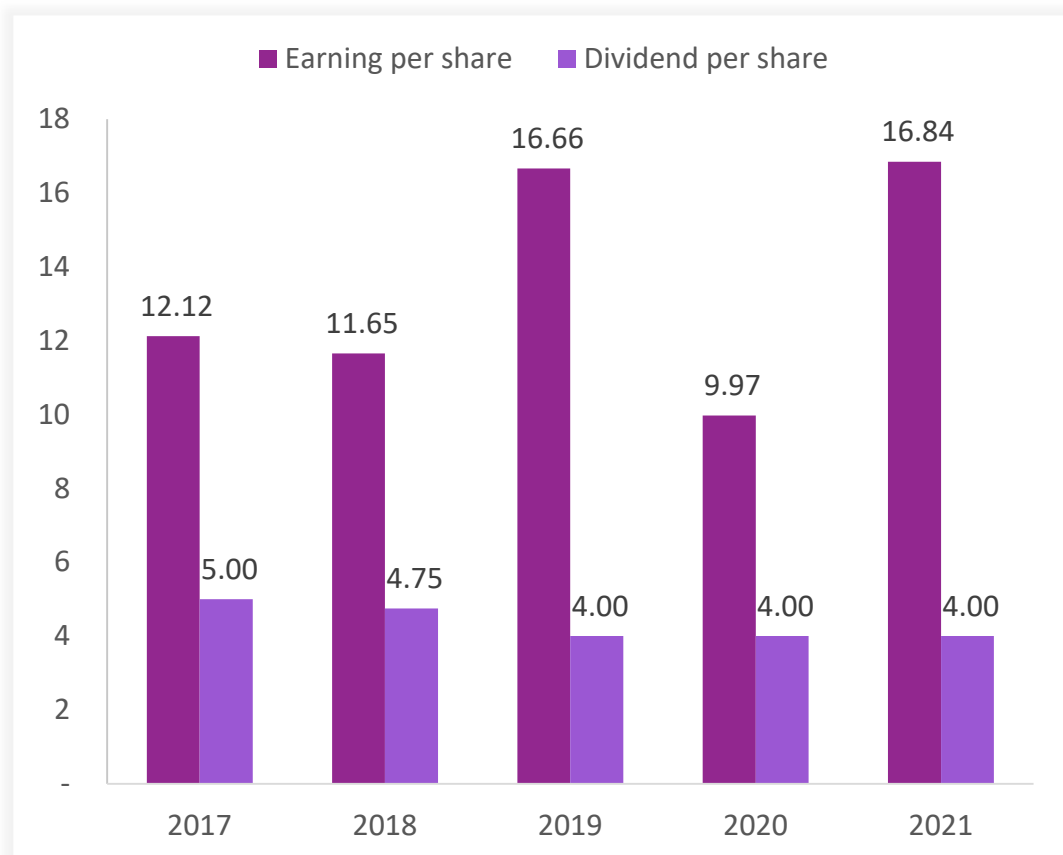
Profit after tax (Rupees in million)



EBITDA (Rupees in million)

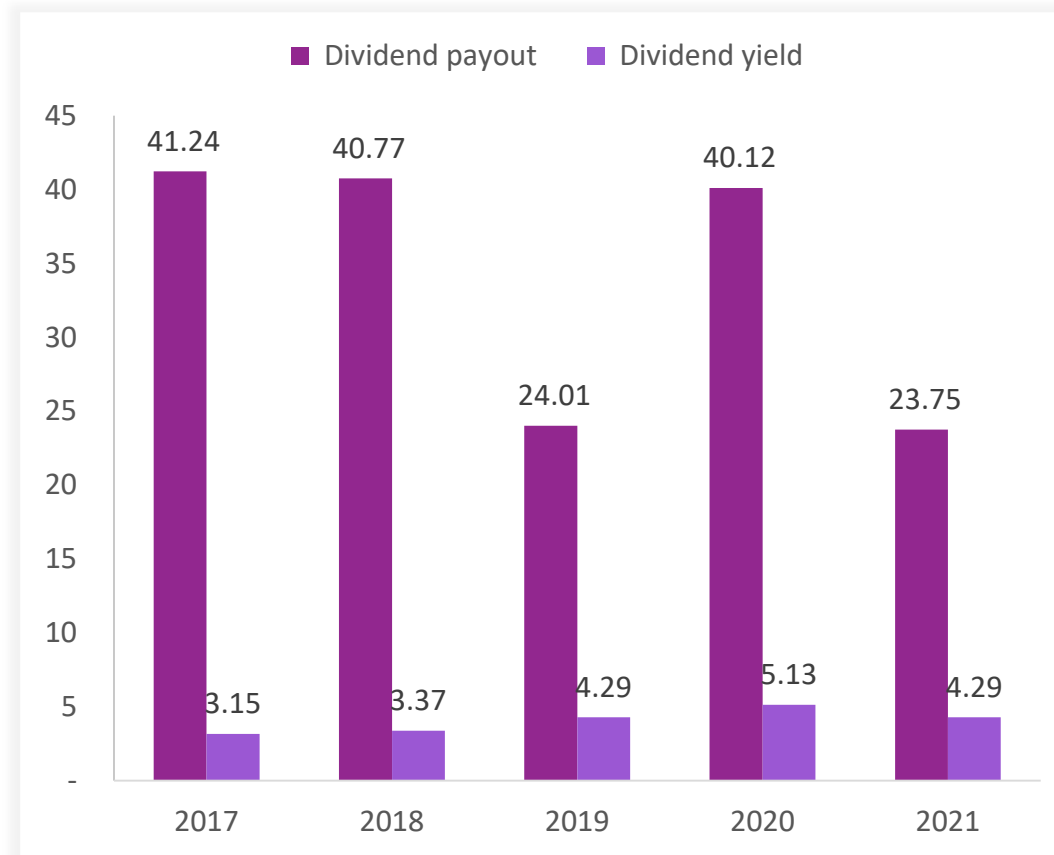
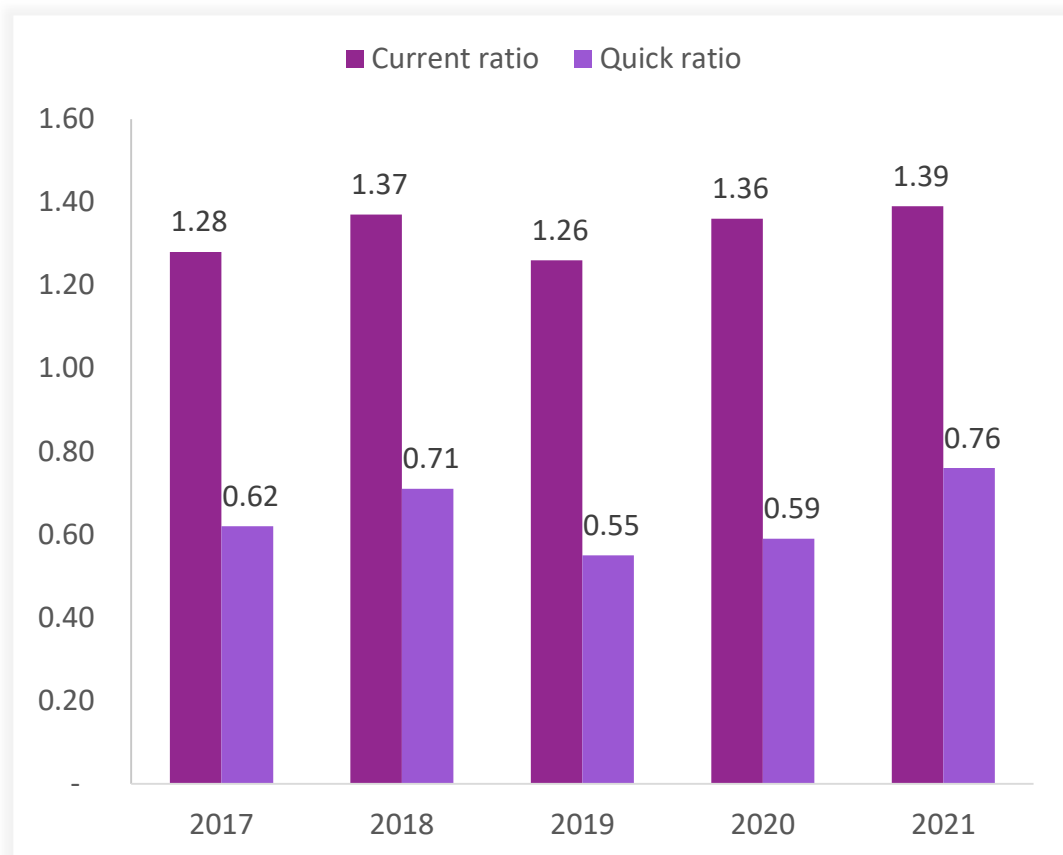


# Financial Highlights



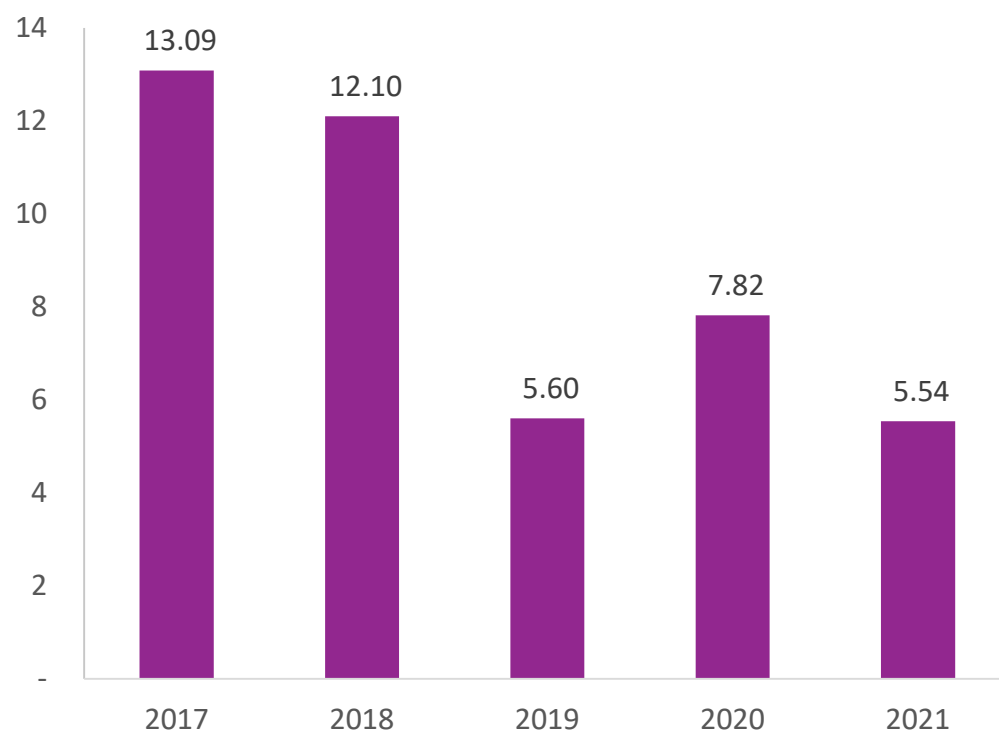


# Financial Highlights

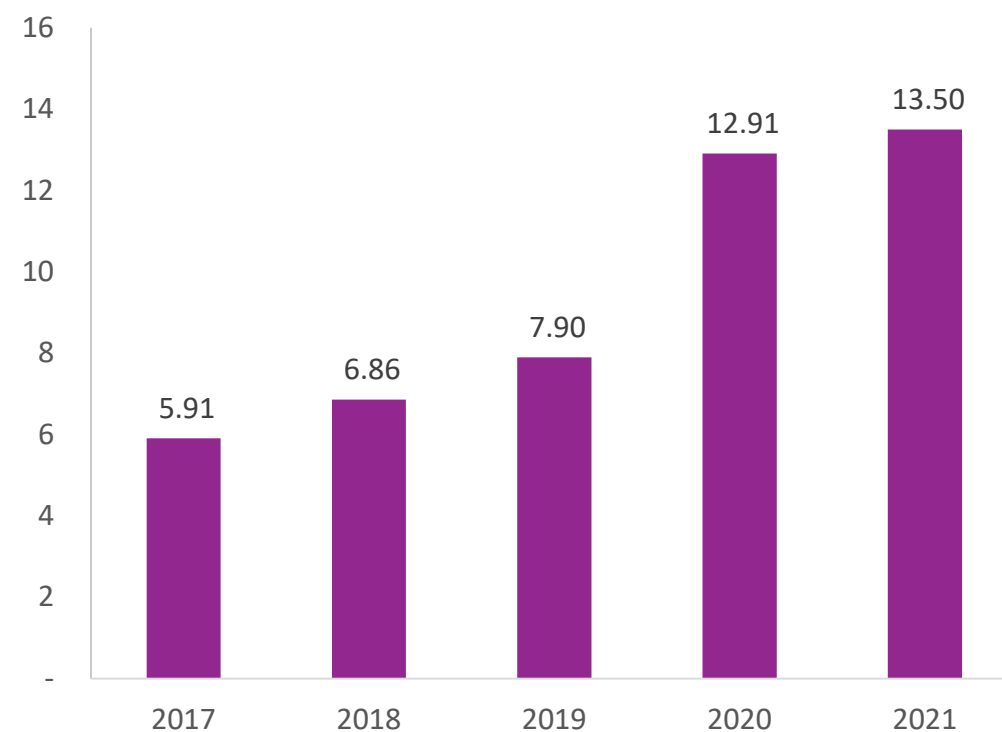


# Financial Highlights

Price earning ratio



Debt / equity ratio



# Future Outlook

---



# Future Outlook

---

Covid-19 Pandemic

Bulk buying of cotton and fabric

Fuel and electricity cost

Investment in Hyundai Nishat Motor (Private) Limited

Investment in Nishat Sutas Dairy Limited

# Questions & Answers

---

Thank you