



Nishat Mills Limited

CORPORATE BRIEFING 2020

26 NOVEMBER 2020

Contents

- Group Profile
- Company Profile
- Financial Review
- Future Outlook



Nishat Group

- One of the largest and leading business house in Pakistan
- Presence in Textile, Cement, Banking, Insurance, Power Generation, Hotel Business, Agriculture, Dairy, Real Estate, Aviation, Paper Products, and automobile
- Assets over Rupees 2,100 billion
- Provides direct employment to around 43,000 persons
- Seven Companies are listed on Pakistan Stock Exchange
- Has played an important role in the industrial development of Pakistan

Nishat Group



Company Profile

Introduction



- Commenced its business as a partnership firm in 1951
- Incorporated as a private limited company in 1959
- Listed on Karachi Stock Exchange on 27 November, 1961
- Largest vertically integrated mill in Pakistan
- Production facilities of spinning, weaving, processing, stitching, towel and power generation
- 34 manufacturing units located at Faisalabad, Sheikhupura, Ferozewatwan and Lahore
- Established its own power generation facilities at all plant locations
- Provides employment to around 18,500 individuals

Company Profile

Introduction



Vision Statement	To be and remain industry lead by safeguarding stakeholders' interest, serving community and playing a meaningful role in the economy of Pakistan.
-------------------------	--

Mission Statement	To increase financial returns by pursuing sustainable business, producing the best quality products and providing excellent customer services while adopting best practices.
--------------------------	--

Company Profile

Core Values



Novelty

Integrity

Sustainability

Humbleness

Accountability

Trust



Company Profile

Board of Directors



Board of Directors

• Mian Umer Mansha	Chief Executive Officer
• Mian Hassan Mansha	Chairman
• Syed Zahid Hussain	Director
• Mr. Mahmood Akhtar	Director
• Mr. Farid Noor Ali Fazal	Director
• Mrs. Sara Aqeel	Director
• Mrs. Mehak Adil	Director

Audit Committee

• Mrs. Mehak Adil	Chairperson / Member
• Syed Zahid Hussain	Member
• Mr. Mahmood Akhtar	Member

HR & R Committee

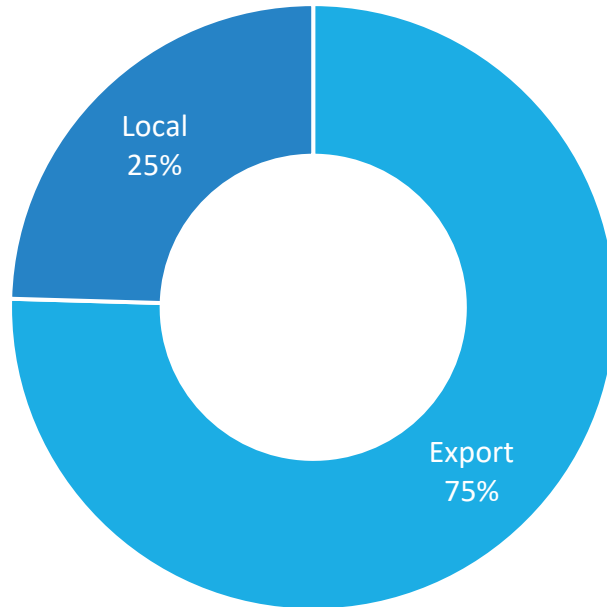
• Mrs. Sara Aqeel	Chairperson / Member
• Mian Umer Mansha	Member
• Mr. Mahmood Akhtar	Member

Company Profile

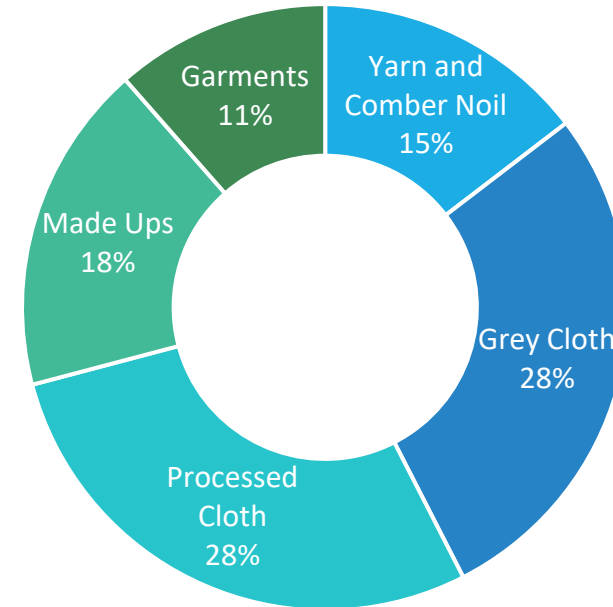
Market and Products



Sales breakup – market wise



Sales breakup – product wise



57% value added products

Company Profile

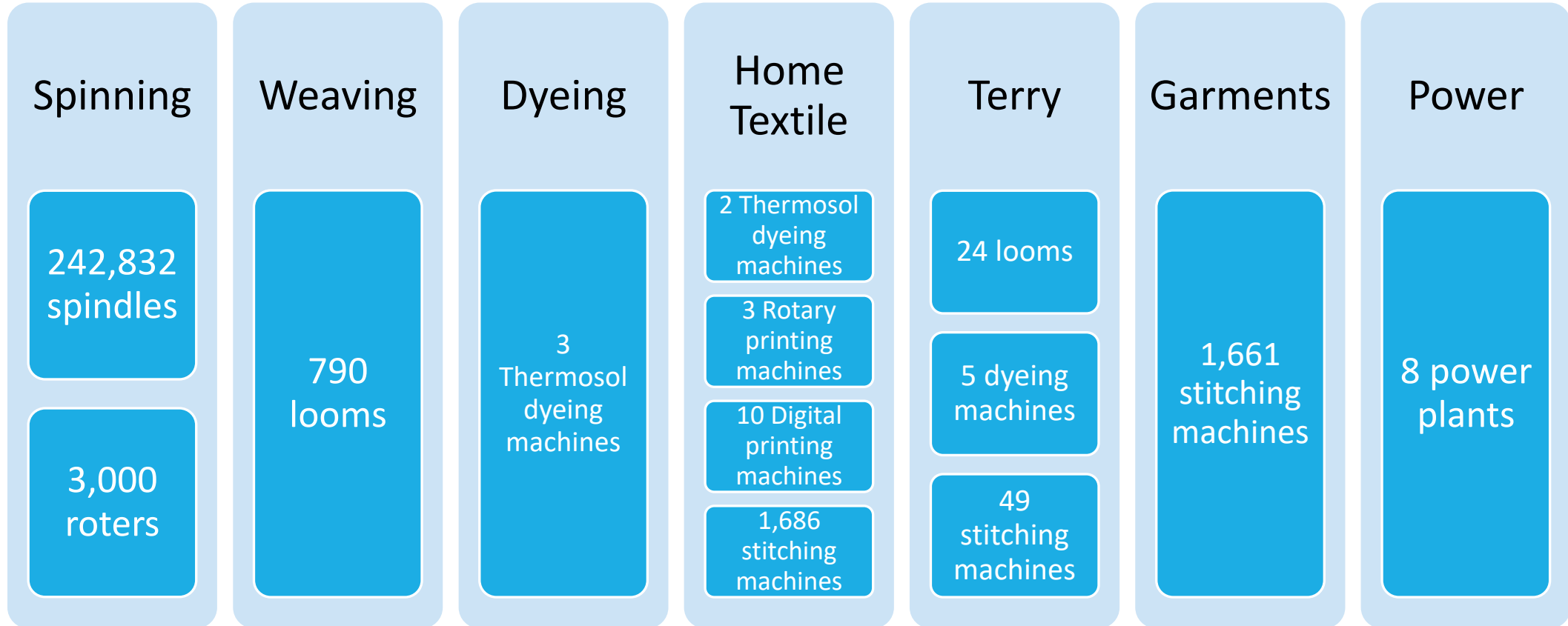
Business Segments



Spinning	Weaving	Dyeing	Home Textile	Terry	Garments	Power
<ul style="list-style-type: none">• Production capacity of 86.111 million kgs of yarn per annum. Capacity utilization 76.03%.	<ul style="list-style-type: none">• Production capacity of 289.273 million square meters of fabric per annum. Capacity utilization 95.23%.	<ul style="list-style-type: none">• Dyeing capacity of 52.856 million meters of fabric per annum. Capacity utilization 81.19%.	<ul style="list-style-type: none">• Processing capacity of 60 million meters of fabric per annum. Capacity utilization 85.78%.	<ul style="list-style-type: none">• Production capacity of 3,000 tons towel per annum.	<ul style="list-style-type: none">• Production capacity of 8.4 million garments per annum. Capacity utilization 66%.	<ul style="list-style-type: none">• Generation and distribution of power using gas, furnace oil, diesel, steam, solar and coal.• Built-in power generation capacity of 138 MW. Capacity utilization 49.37%.

Company Profile

Business Segments



Company Profile

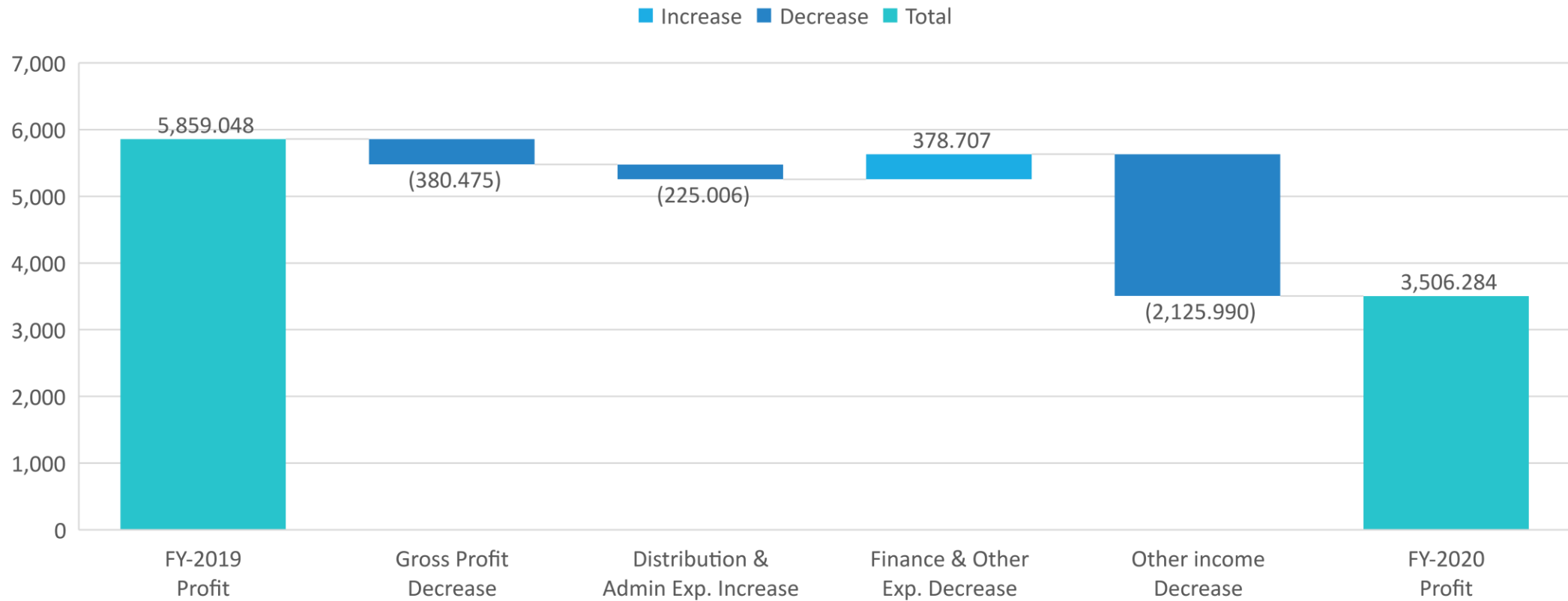
Investment Portfolio



Sr.	Company	Relationship	Holding Percentage	No. of shares held on 30 June 2020	Market / fair value on 30 June 2020	Cost as on 30 June 2020
				 Rupees in thousand	
1	Nishat Power Limited	Subsidiary	51.01	180,632,955	1,806,329	1,806,329
2	Nishat Linen Trading LLC	Subsidiary	100	10,000	259,403	259,403
3	Nishat Linen (Private) Limited	Subsidiary	100	1,067,913	261,603	261,603
4	Nishat USA Incorporation	Subsidiary	100	200	3,547	3,547
5	Nishat Hospitality (Private) Limited	Subsidiary	100	169,999,901	1,699,999	1,699,999
6	Nishat International FZE	Subsidiary	100	18	501,112	501,112
7	Nishat Commodities (Private) limited	Subsidiary	100	1,000	10	10
8	Hyundai Nishat Motor (Private) Limited	Associated	12	89,700,000	1,094,340	897,000
9	DG Khan Cement Company Limited	Associated	31.4	137,574,201	11,739,207	3,418,145
10	Nishat Paper Products Company Limited	Associated	25	11,634,199	549,483	106,802
11	Lalpir Power Limited	Associated	28.8	109,393,555	1,276,623	1,640,306
12	Pakgen Power Limited	Associated	27.55	102,524,728	1,231,322	1,272,194
13	Nishat Dairy (Private) Limited	Associated	12.24	60,000,000	375,600	496,200
14	Nishat Hotels and Properties Limited	Associated	7.4	74,022,917	1,032,620	740,229
15	Nishat Sutas Dairy Limited	Associated	34.46	16,630,000	166,300	166,300
16	Adamjee Insurance Company Limited	Related Co.	0.03	102,809	3,404	2,116
17	MCB Bank Limited	Related Co.	7.43	88,015,291	14,264,638	10,208,262
18	Nishat (Chunian) Limited	Related Co.	13.61	32,689,338	1,060,769	378,955
19	Security General Insurance Company Limited	Related Co.	15.02	10,226,244	590,975	11,188
20	Pakistan Petroleum Limited	Investee	0.02	599,998	52,067	64,409
21	Alhamra Islamic Stock Fund	Investee	-	1,121,410	9,723	3,135
	Total investments				37,979,074	23,937,244

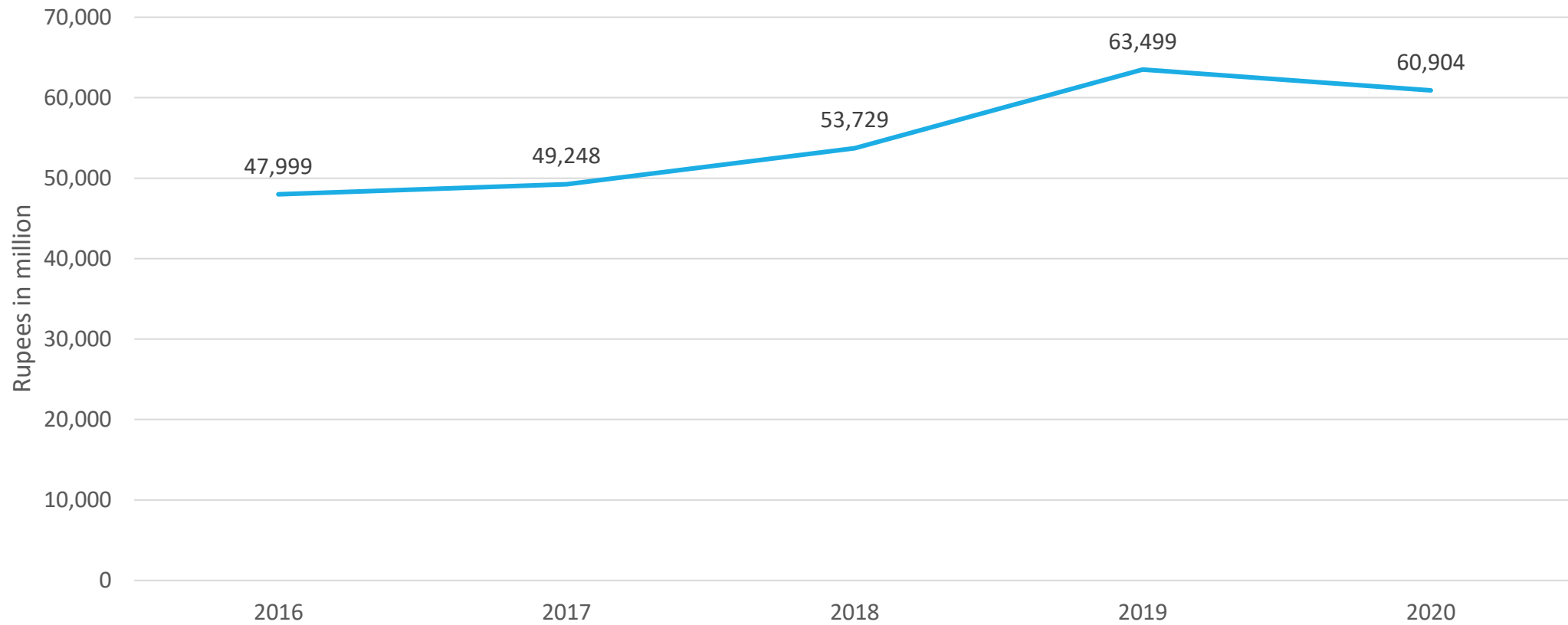
Financial Review

Variance Analysis of Profit after Tax



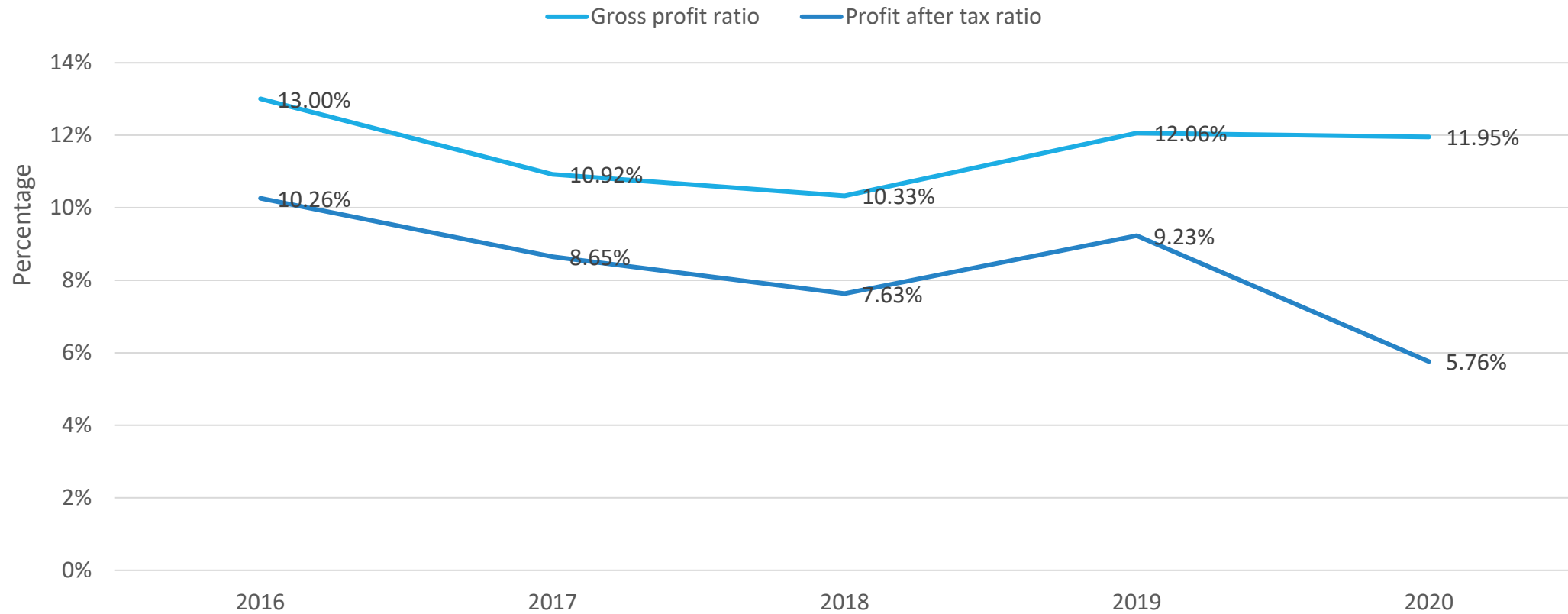
Financial Review

Revenue



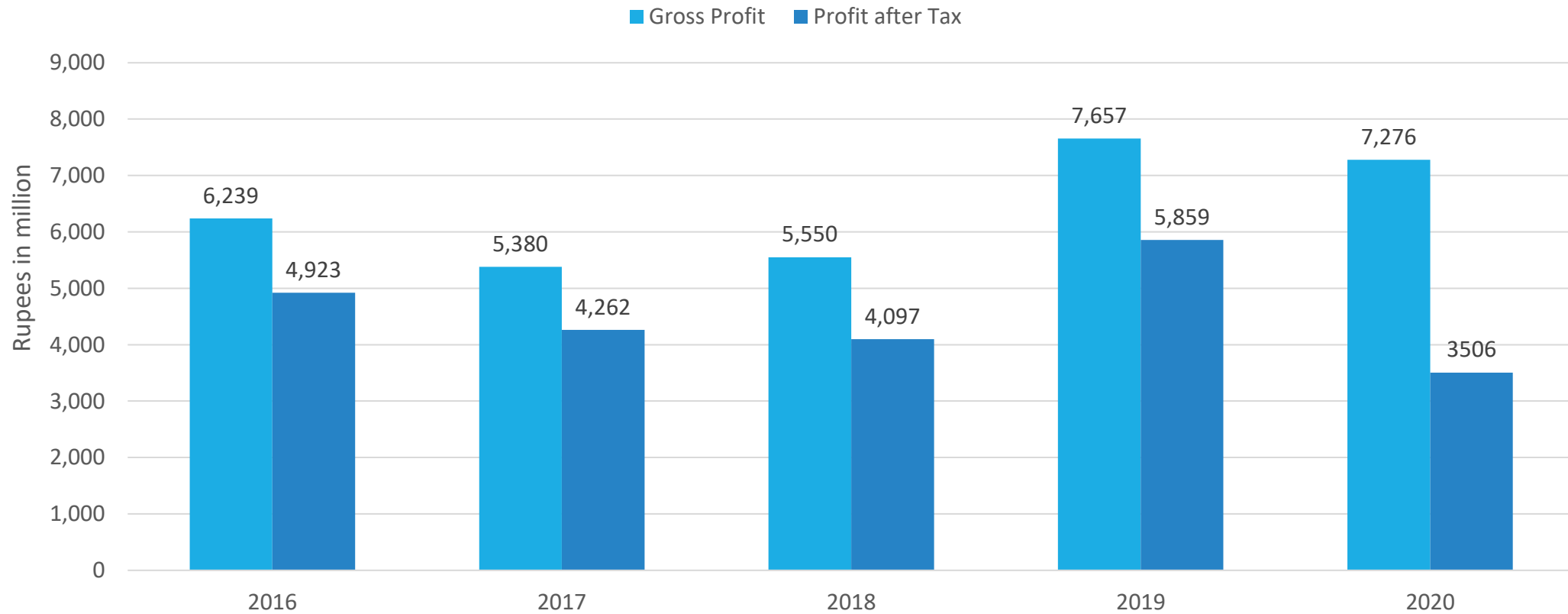
Financial Review

Gross Profit and Profit after Tax Ratio



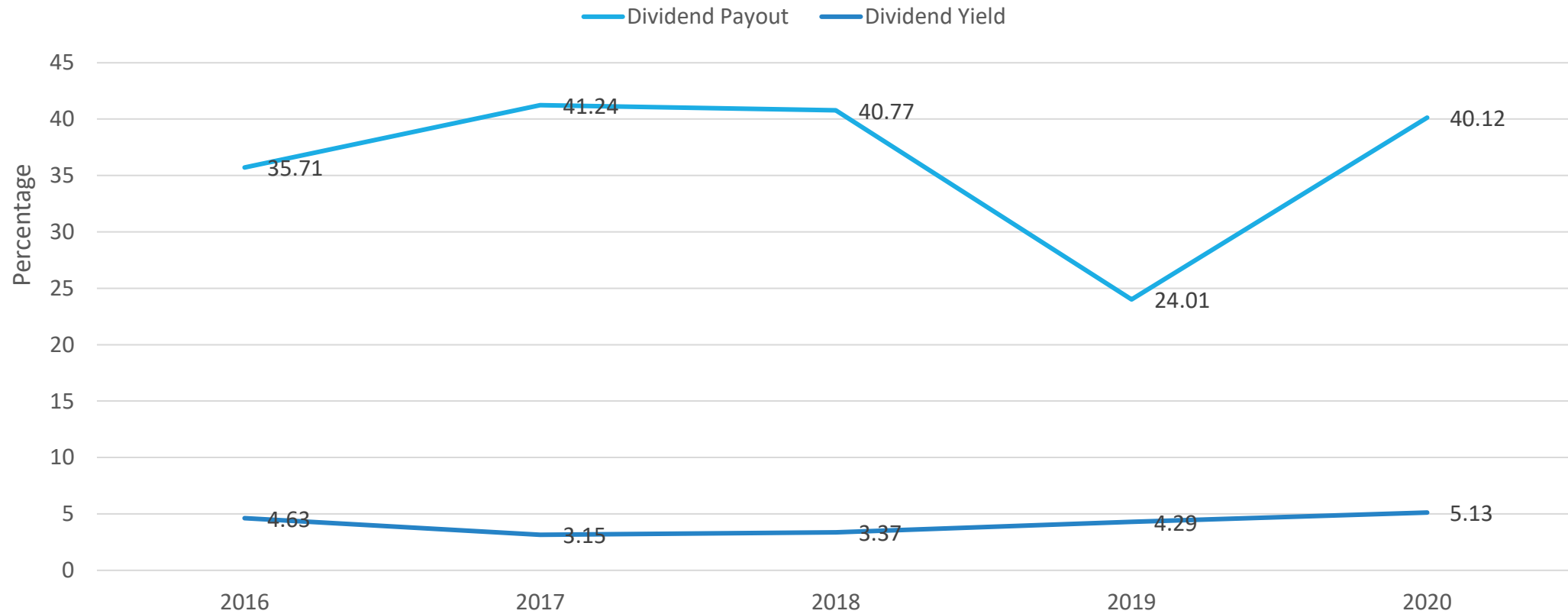
Financial Review

Gross Profit and Profit after Tax



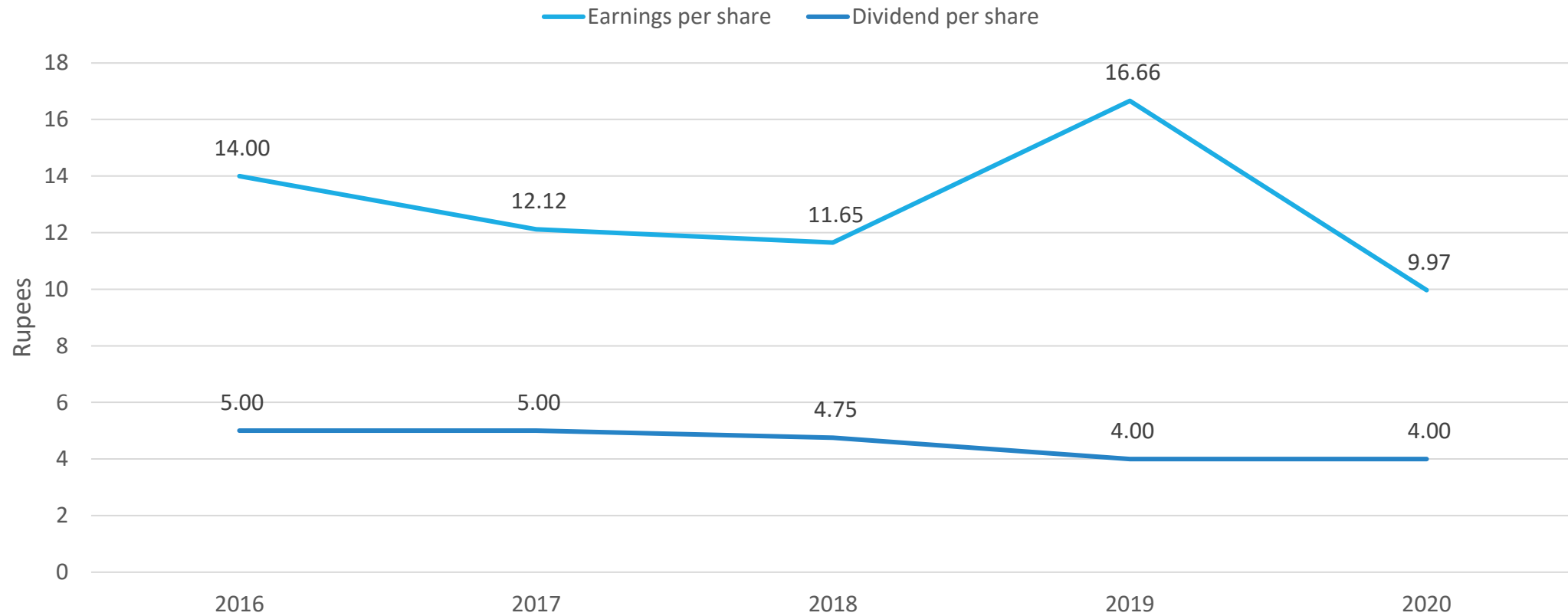
Financial Review

Dividend Payout and Dividend Yield



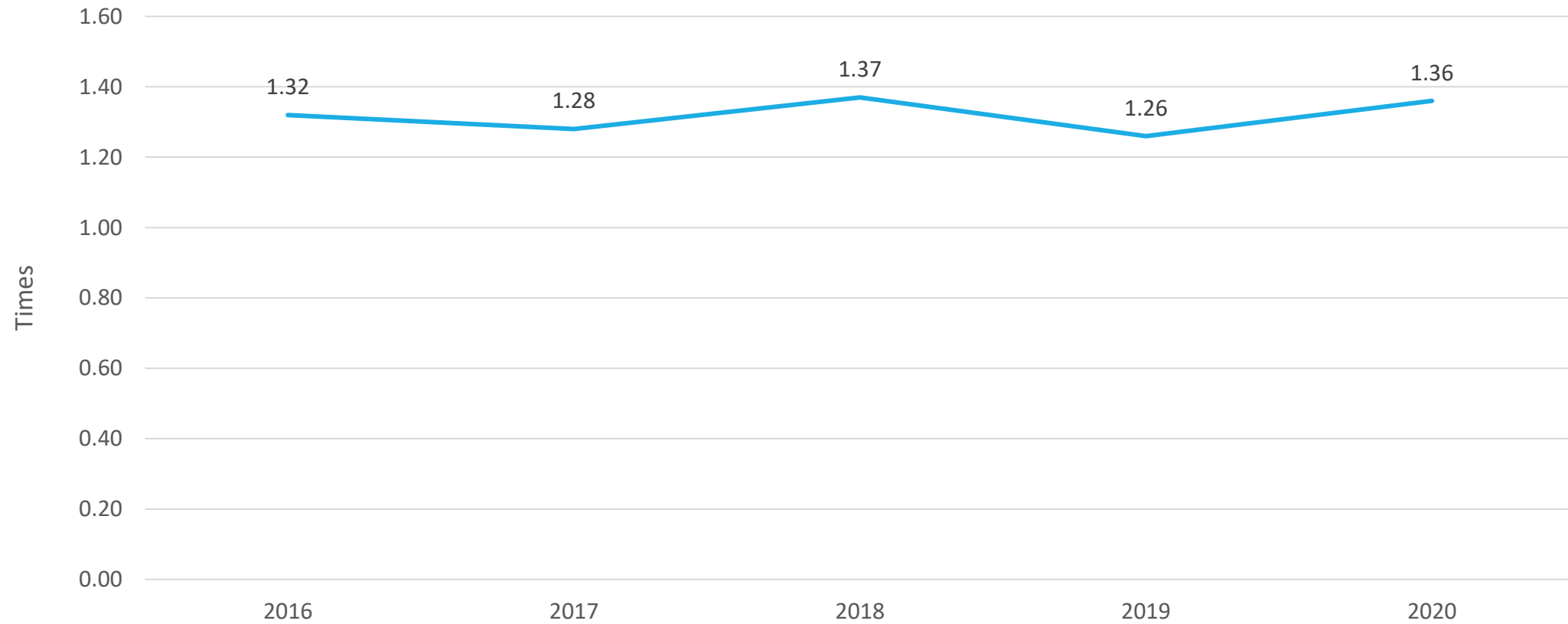
Financial Review

Earning per Share and Dividend per Share



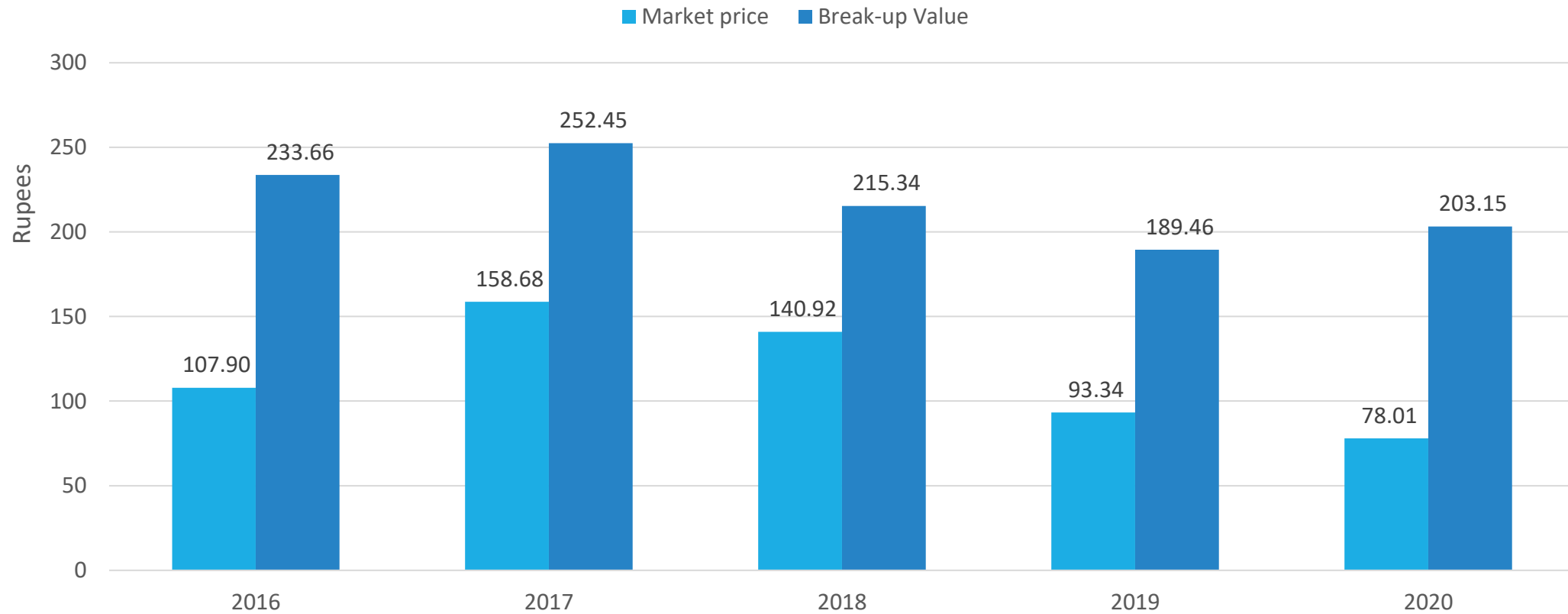
Financial Review

Current Ratio



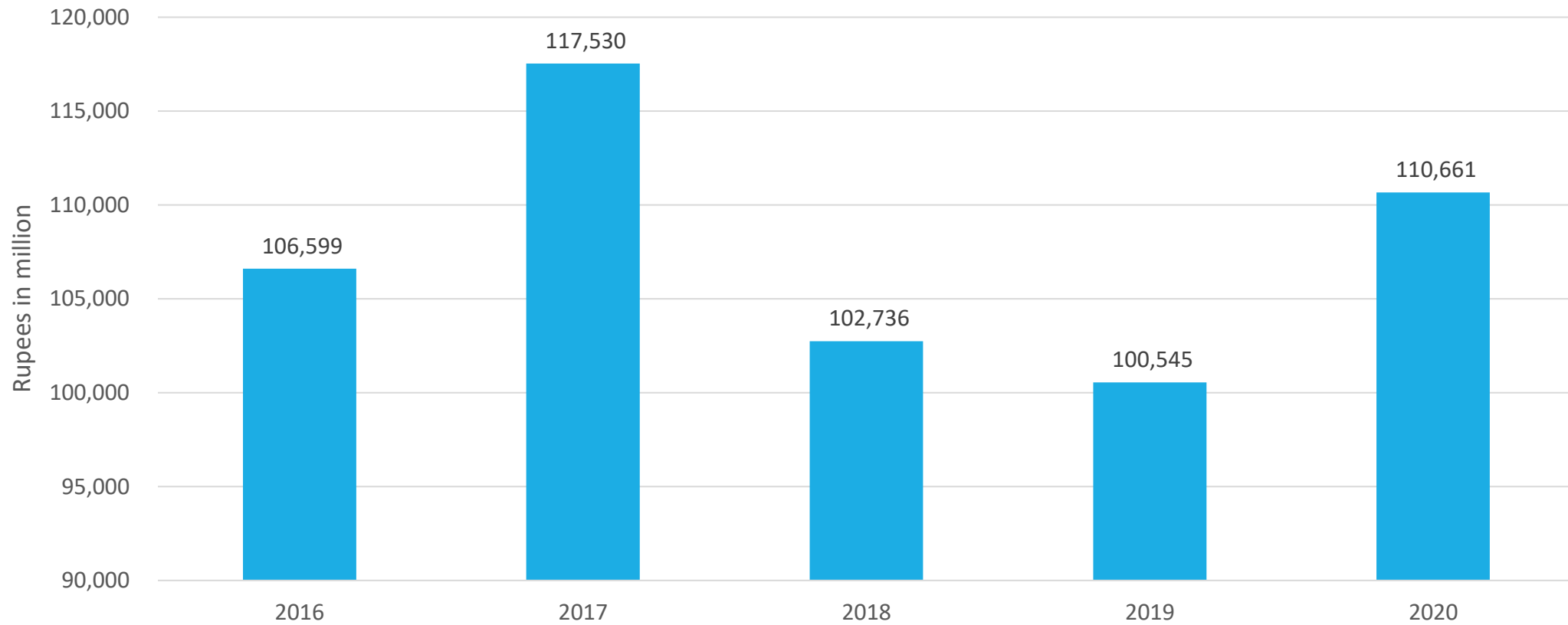
Financial Review

Share Price Analysis



Financial Review

Total Assets



Future Outlook

Covid-19 Pandemic

Bulk buying of cotton and fabric

Textile Policy 2020-25

Investment in Hyundai Nishat Motor (Private) Limited

Investment in Nishat Sutas Dairy Limited



Questions & Answers

Thank you